
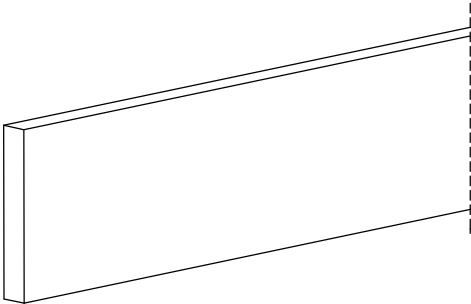
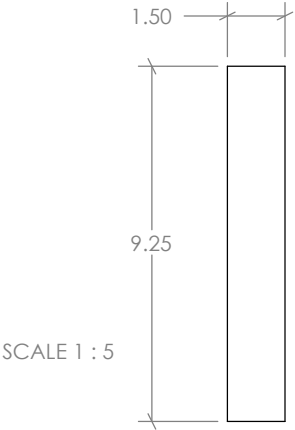


REVISIONS			
REV.	DESCRIPTION	DATE	REVISED BY
A			



Tolerances		Tolerances	
0-24" ±	40-48" ±	000-610 ±	1017-1219 ±
1/32"	5/64"	1.0mm	2.0mm
24-32" ±	48-60" ±	611-813 ±	1220-1514 ±
3/64"	3/32"	1.3mm	2.5mm
32-40" ±	60-70" ±	814-1016 ±	1515-1778 ±
1/16"	1/8"	1.6mm	3.2mm



501 W Railroad Ave. Syracuse, IN 46567
 Office: 574-457-2062
 sales@nu-wood.com



ALL OF NU-WOOD'S
 PRODUCTS ARE PROUDLY
 SOURCED AND MADE IN
 AMERICA!



COPYRIGHT 2024 NU-WOOD ALL RIGHTS RESERVED

Description: NW M662-8

Drawn by: RSAGRE

Item No.: 319170150

Date: 03/14/2025
 Created: 03/14/2025

Vol.: 1332.00 in³

Scale: 1 : 10